

UPS Electronic Return Label: View/Print Label

1. Ensure that there are no other tracking labels attached to your shipment.
2. **Fold the printed label at the dotted line.** Place the label in a UPS Shipping Pouch. If you do not have a pouch, affix the folded label using clear plastic shipping tape over the entire label. Take care not to cover any seams or closures.

3. GETTING YOUR SHIPMENT TO UPS

- o Daily Pick up customers may add return package(s) to their outbound shipments by having them ready for the driver as usual.
- o Take this parcel to any location of The UPS Store®, UPS Access Point™, UPS Drop Box, UPS Customer Center, UPS Alliance partners (Office Depot® or Staples®) or an Authorized Shipping Outlet near you. Return items sent via UPS Returns® services (including via UPS Ground) are accepted at all UPS Drop Box locations. To find the closest drop box location, visit [UPS Global Locator](#)




UPS Access Point™
FORCE WIRELESS (BOOST
MOBILE)
7882 NW 52ND ST
DORAL FL 33166-4742

UPS Access Point™
THE UPS STORE #6698

5335 NW 87TH AVE
DORAL FL 33178-2834

UPS Access Point™
ADVANCE AUTO PARTS STORE
3891
4100 NW 72ND AVE
MIAMI FL 33166-6840

FOLD HERE

<p>DIEGO TEJERA 7862337492 6132 NW 74TH AVE MIAMI FL 33166</p> <p>SHIP TO: FITNESS, 9133978200 GARMIN INTERNATIONAL DOCK DOOR 43 1100 E 151ST ST OLATHE KS 66062</p>	<p>3 LBS RS</p> <p>1 OF 1</p>	<p>KS 660 5-25</p> 	<p>UPS GROUND</p> <p>TRACKING #: 1Z 8A9 W29 90 9611 9518</p> 	<p>BILLING: P/P DESC: Forerunner 245 Music RETURN SERVICE</p> <p>Reference #1: - 129418070</p> <p>XOL 21.07.05 NV45 34.0A 08/2021* ™</p>
--	--	---	--	--