



POP. PROJECTION 2021

5.10 M\*



PEOPLE IN NEED

4.12M\*



PEOPLE TARGETED

1.80 M\*



TOTAL REQUIREMENTS

\$641 M



RMRP PARTNERS

63

VENEZ. IN DESTINATION	2.08 M
VENEZ. PENDULAR	1.87 M
COLOMB. RETURNEES	980 K
HOST COMMUNITY	-
IN TRANSIT	162 K

1.64 M
992 K
625 K
742 K
127 K

942 K
188 K
174 K
396 K
102 K

\*The gender and age disaggregation for all categories is available in the RMRP 2021 document at [r4v.info](http://r4v.info).

## SITUATION

In 2020, Colombia continued to host the highest number of refugees and migrants from Venezuela (more than 1.7 million by December 2020), in addition to those in-transit and those engaging in pendular movements. Furthermore, the country hosts nearly 845,000 Colombian and binational returnees. Despite the commitment of the Government to support regularization, it is estimated that more than 56 per cent (almost 1 million) of the Venezuelans in the country remain in an irregular situation. Such irregularity, and the presence of irregular armed groups, increase refugees' and migrants' exposure to protection risks during border crossings and transit, while for those with the intention to stay, it poses additional barriers and limitations to accessing rights, services and opportunities.

The living conditions of refugees and migrants from Venezuela and their host communities have been significantly impacted by COVID-19 preventive measures. The widespread loss of income has decreased access to basic goods and services, including food, water, sanitation and shelter. Refugees and migrants have also been impacted by evictions, while shelters have reached their capacity limits. The socioeconomic impact of the pandemic initially resulted in a growing number of returns to Venezuela (an estimated 135,000 individuals). However, despite closed borders, since the third quarter of 2020, an increasing flow of re-entries and new entries of refugees and migrants with exacerbated needs to Colombia has been observed.


## RESPONSE PRIORITIES

- 1 Provide and improve safe and dignified access to essential goods and critical services in synergy with sustainable development assistance.
- 2 Enhance the prevention and mitigation of protection risks and respond to protection needs through supporting the protective environment in Colombia.
- 3 Increase resilience and integration opportunities and the affected population's access to basic services.

The response prioritizes interventions to address humanitarian needs and barriers to integration, and to reduce protection risks for Venezuelan refugees and migrants, Colombian and binational returnees and host communities. Responses in border areas, urban contexts, and remote parts of the country with low response and absorption capacities will be prioritized. This response will include inter-sectoral, in-kind assistance, cash and voucher assistance (CVA) and direct service provision for life-saving interventions. It will also address barriers and gaps in accessing

services, healthcare and education. Developing local capacities of partners and institutions will be prioritized. Activities to prevent and mitigate protection risks, and to respond to protection incidents will be enhanced, including those associated with gender-based violence, human trafficking and smuggling and child protection. Furthermore, the response aims to strengthen socioeconomic integration and social cohesion through inclusive processes, improving living standards and resilience of affected populations, considering age, gender and diversity approaches.























































## NUMBER OF ORGANIZATIONS AND FINANCIAL REQUIREMENTS BY ORGANIZATION TYPE



\*Others include the Red Cross Movement, civil society, academia and faith based organizations.

The list of organizations and RMRP partners only includes appealing organizations under the RMRP. Many of these organizations collaborate with implementing partners to carry out RMRP activities.

## POPULATION IN NEED AND TARGET, FINANCIAL REQUIREMENTS AND NUMBER OF PARTNERS BY SECTOR

	People in need	People targeted	Financial Requirements (USD)	Partners
 Education	2.17 M 	382 K	\$45.5 M 	17 
 Food Security	3.20 M 	1.14 M	\$111 M 	18 
 Health	3.52 M 	1.13 M	\$145 M 	34 
 Humanitarian Transportation	153 K 	25.5 K	\$967 K 	8 
 Integration	3.86 M 	151 K	\$72.6 M 	31 
 Nutrition	752 K 	171 K	\$7.98 M 	9 
 Protection*	3.44 M 	463 K	\$36.3 M 	27 
 Child Protection	1.11 M 	248 K	\$23.4 M 	22 
 GBV	760 K 	118 K	\$16.3 M 	28 
 Human Trafficking & Smuggling	- 	-	\$8.30 M 	8 
 Shelter	2.94 M 	225 K	\$21.6 M 	14 
 WASH	2.82 M 	633 K	\$17.9 M 	32 
 Multipurpose Cash Assistance			\$121 M 	20 
 Common services**			\$12.5 M 	22 

\*This includes Support Spaces | \*\* This includes AAP, Communication, Coordination, CwC/C4D, Fundraising, Information Management, PSEA and Reporting.