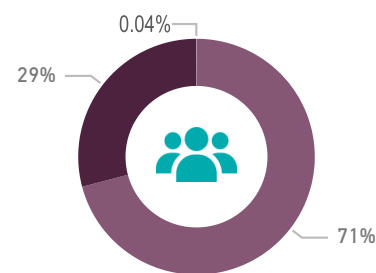


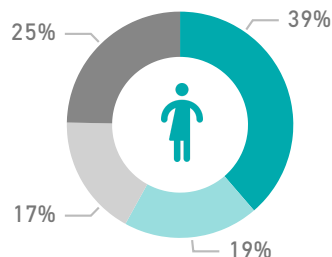
## 36,006

Personas alcanzadas

### Por grupo poblacional



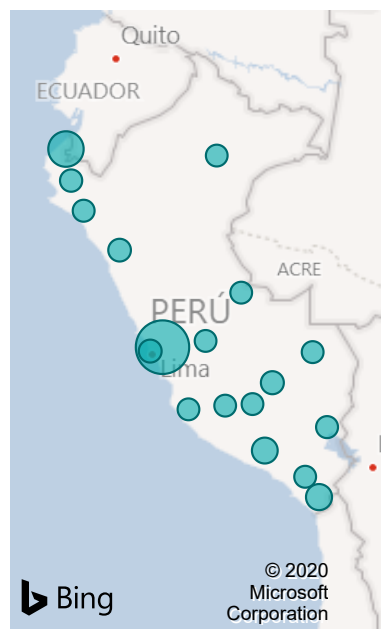
### Por sexo y edad



● RyM Perm. ● CA ● RyM Tránsito

● Mujer 18+ ● Niña 0-17  
● Niño 0-17 ● Hombre 18+

### Personas alcanzadas por departamento

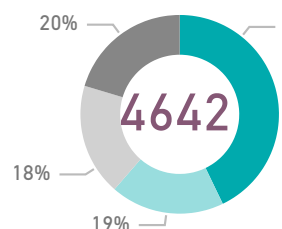


Departamento	Total
Lima	10,481
Tumbes	4,521
Tacna	1,426
Arequipa	1,345
Cusco	414
Callao	375
La Libertad	312
Piura	167
Puno	77
Lambayeque	51
Moquegua	36
Madre De Dios	27
Ica	8
Ucayali	8
Ayacucho	4
Junin	3
Apurimac	1
Loreto	1

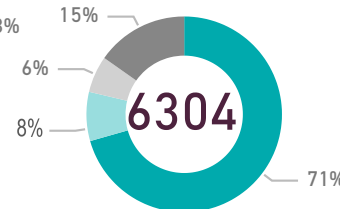
### Respuesta Mensual



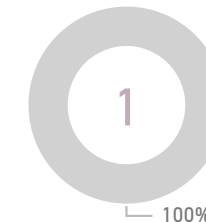
#### RyM en Permanencia



#### Comunidad de Acogida

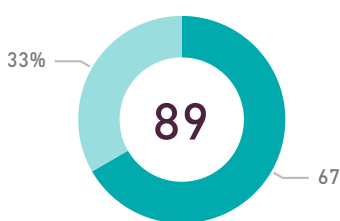
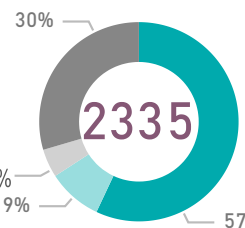


#### RyM en tránsito

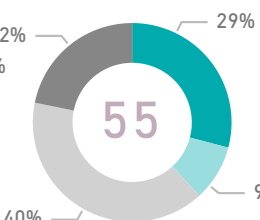
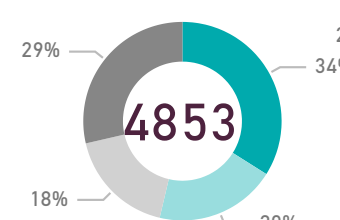
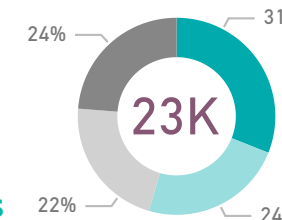


### Total Avance

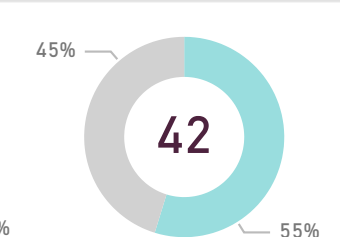
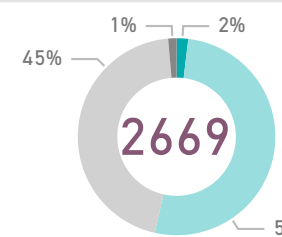
Prt. General	52 %
Prt. a la niñez	9 %
Trata y tráfico	30 %
VBG	2 %



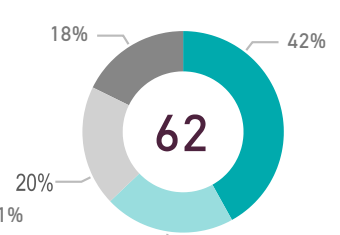
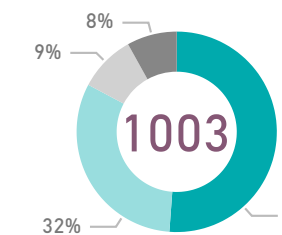
Salud	5 %
Nutrición	45 %



Albergue	10 %
NFI	71 %
WASH	10 %
Transporte	7 %
Seg. Alimentaria	63 %



Educación	14 %
-----------	------



Integración	3 %
-------------	-----

● Mujer 18+ ● Niña 0-17 ● Niño 0-17 ● Hombre 18+